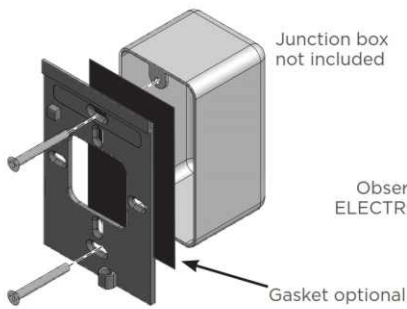


DELTONS RK202 INSTALLATION GUIDE

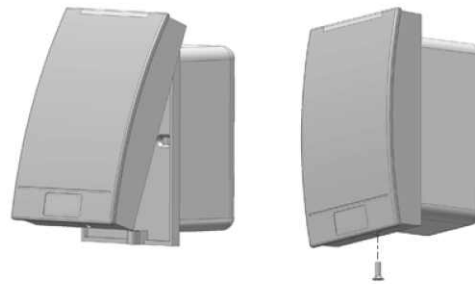
1 Mounting



ATTENTION

Observe precautions for handling ELECTROSTATIC SENSITIVE DEVICES

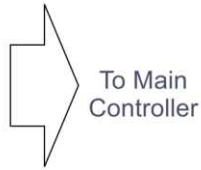
3 Install Reader to Backplate



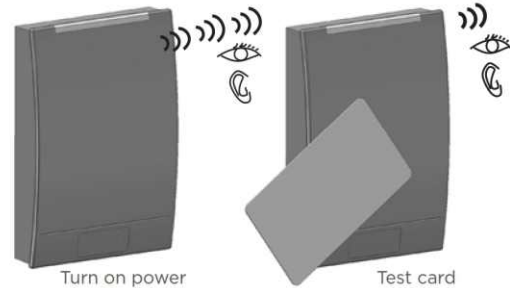
2 Wiring



- Red == +12V
- Black == GND
- Green == D0
- Yellow == D1
- Grey == Led



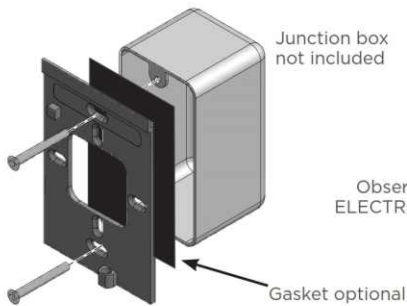
4 Power & Testing



RK202 13.56 MHz Card Reader

DELTONS RK202 INSTALLATION GUIDE

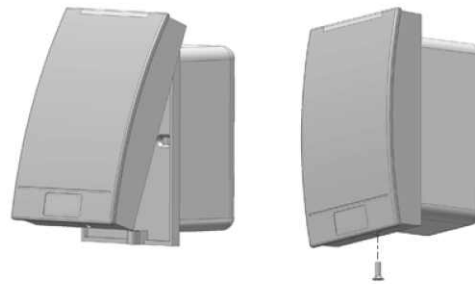
1 Mounting



ATTENTION

Observe precautions for handling ELECTROSTATIC SENSITIVE DEVICES

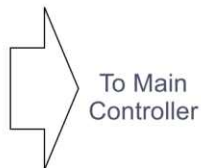
3 Install Reader to Backplate



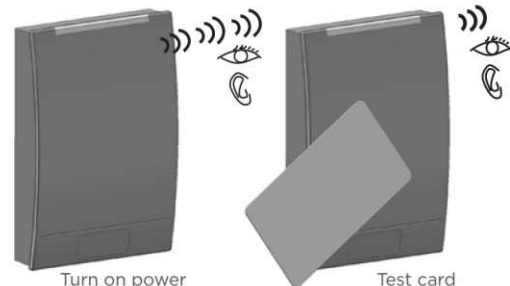
2 Wiring



- Red == +12V
- Black == GND
- Green == D0
- Yellow == D1
- Grey == Led



4 Power & Testing



RK202 13.56 MHz Card Reader